

What's in This Section

Standard Units **Page 3**

Parts Illustration **3**

Unit Sizes **4**

Sash **5**

 Size Table 5

 Sash - Operating 6

 Sash Parts - Operating 7

 Sash - Stationary 8

 Sash Parts - Stationary 9

 Glazing Beads 10

Insect Screens **11**

 Insect Screen 11

 Insect Screen Parts 12

Combination Units **13**

 Combination Unit Illustration 13

 Complete Window - Combination Unit 14

 Operating Panel - Combination Unit 14

 Stationary Panel - Combination Unit 14

 Insect Screen Set - Combination Unit 14

Hardware **15**

 Lock Parts 15

 Hardware Parts 16

Frames **18**

 Complete Frame Assembly 18

 Complete Frames 19

 Weatherstrip 19

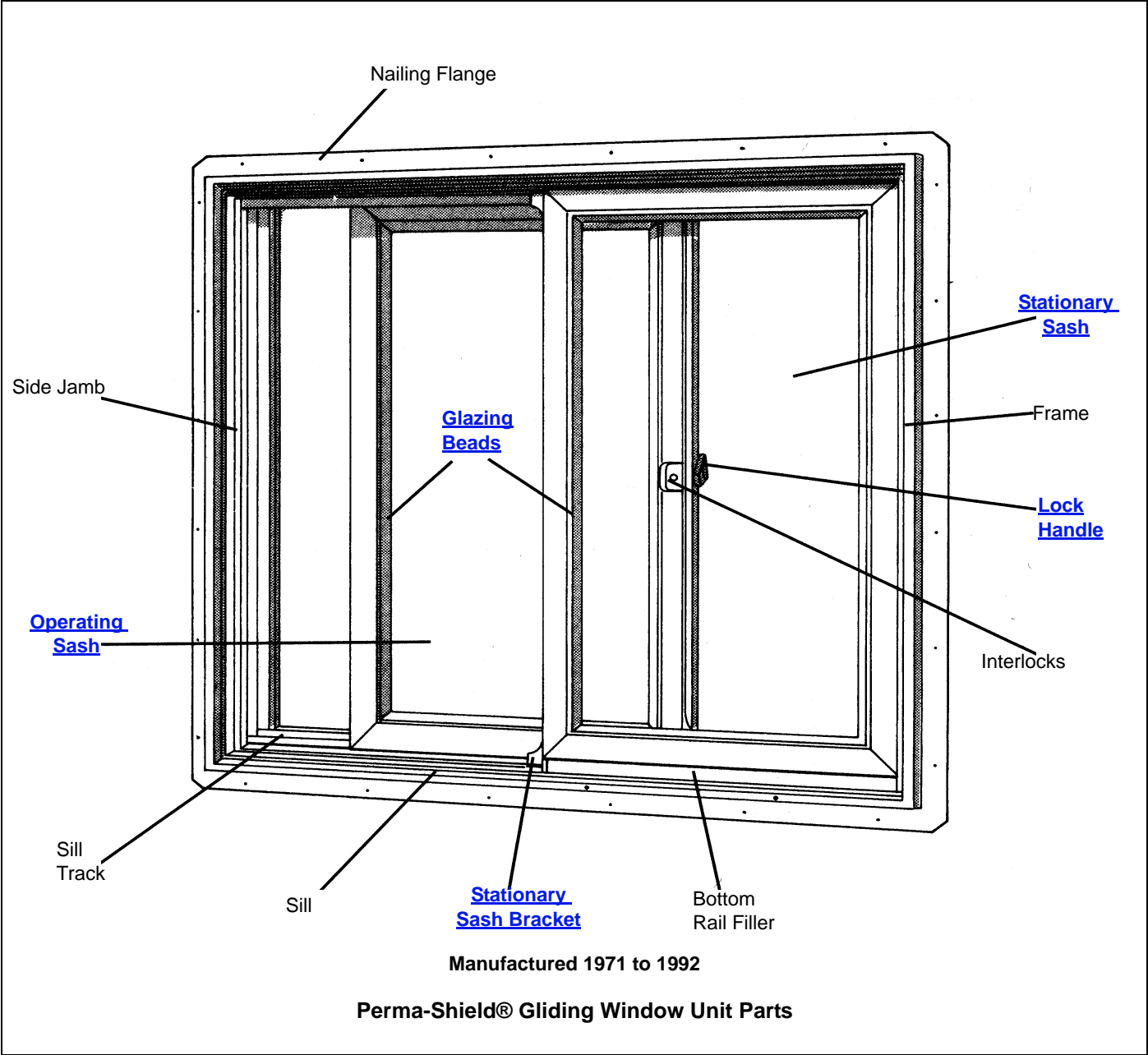
 Frame Parts 19

 Extension Jambs 20

Perma-Shield® Gliding Windows (1971 to 1992)

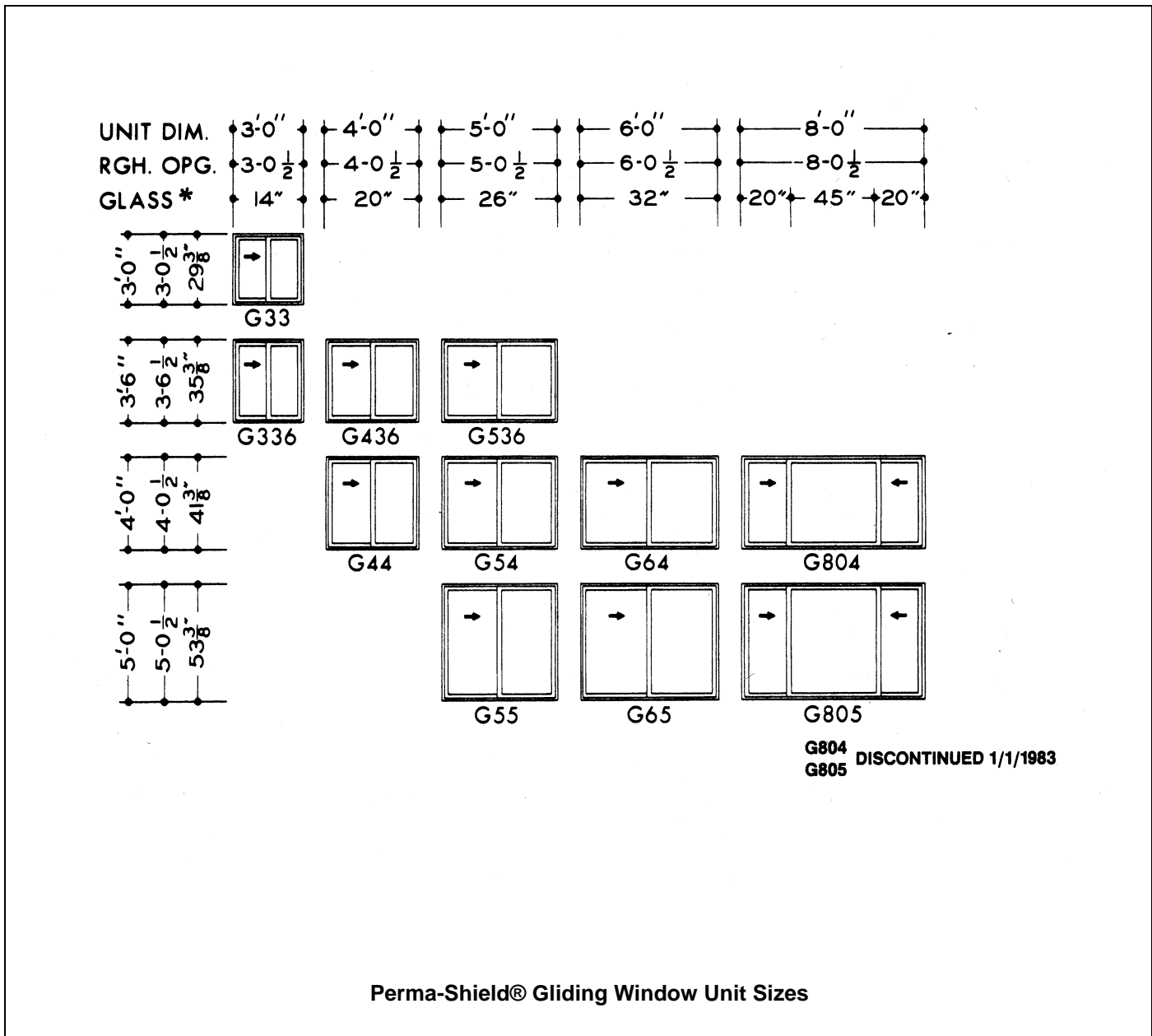
Standard Units

Parts Illustration



Unit viewed from exterior.

Unit Sizes



Unit viewed from exterior.

Note:
Unit Dim. refers to overall outside-to-outside frame. Glass refers to unobstructed, visible glass dimensions. Arrows indicate operation of left hand sash with right-hand stationary. Picture windows have left and right venting flanking sash. All venting indicated as viewed from the exterior.

Perma-Shield® Gliding Windows (1971 to 1992)

Standard Units

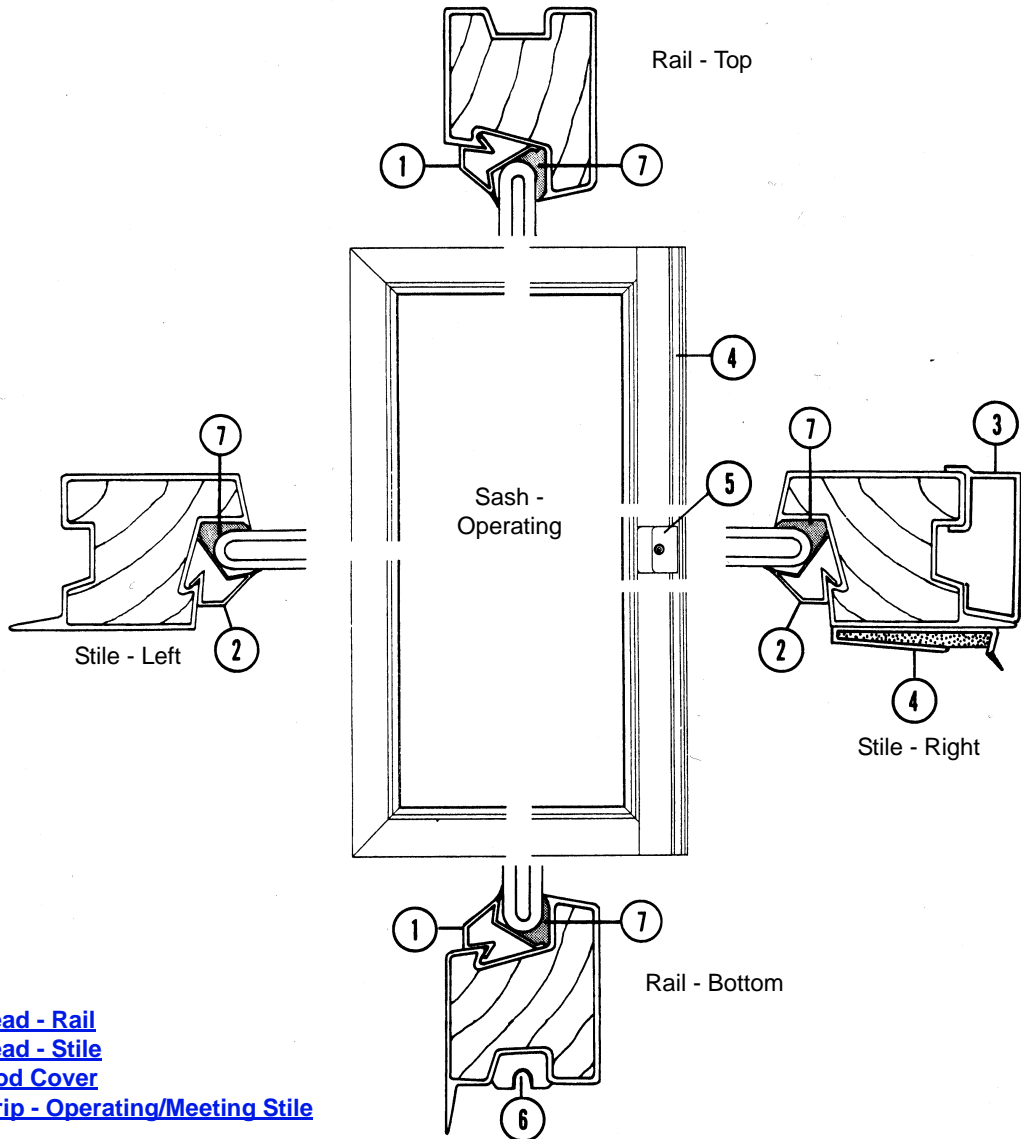
Sash

Size Table			
Unit No.	Overall Sash (w x h)	Unobstructed Glass (w x h)	Actual Glass (w x h)
G33	17 1/2 × 32 7/8	14 × 29 3/8	14 3/4 × 30 3/16
G336	17 1/2 × 38 7/8	14 × 35 3/8	14 3/4 × 36 3/16
G436	23 1/2 × 38 7/8	20 × 35 3/8	20 3/4 × 36 3/16
G44	23 1/2 × 44 7/8	20 × 41 3/8	20 3/4 × 42 3/16
G536	29 1/2 × 38 7/8	26 × 35 3/8	26 3/4 × 36 3/16
G54	29 1/2 × 44 7/8	26 × 41 3/8	26 3/4 × 42 3/16
G55	29 1/2 × 56 7/8	26 × 53 3/8	26 3/4 × 54 3/16
G64	35 1/2 × 44 7/8	32 × 41 3/8	32 3/4 × 42 3/16
G65	35 1/2 × 56 7/8	32 × 53 3/8	32 3/4 × 54 3/16
G804	23 1/2 × 44 7/8	20 × 41 3/8	20 3/4 × 42 3/16
	48 1/2 × 44 7/8	45 × 41 3/8	45 3/4 × 42 3/16
	23 1/2 × 44 7/8	20 × 41 3/8	20 3/4 × 42 3/16
G805	23 1/2 × 56 7/8	20 × 53 3/8	20 3/4 × 54 3/16
	48 1/2 × 56 7/8	45 × 53 3/8	45 3/4 × 54 3/16
	23 1/2 × 56 7/8	20 × 53 3/8	20 3/4 × 54 3/16

Sash

Sash - Operating

Sash - Operating



1. [Glazing Bead - Rail](#)
2. [Glazing Bead - Stile](#)
3. [Locking Rod Cover](#)
4. [Weatherstrip - Operating/Meeting Stile](#)
5. Interlock
6. [Bottom Rail Glide](#)
7. Silicone or Butyl Glazing

Perma-Shield® Gliding Window Operating Sash

Perma-Shield® Gliding Windows (1971 to 1992)

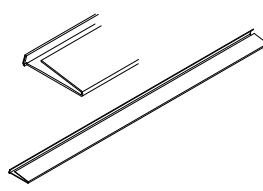
Standard Units

Sash

Sash - Operating / Dual Pane				
Note: Locking hardware is applied to replacement operating sash	Unit No.	White		
	G33-L	1721204		
	G336-L	1721208		
	G436-L	1721212		
	G44-L	1721220		
	G536-L	1721216		
	G54-L	1721224		
	G55-L	1721228		
	G64-L	1721232		
	G65-L	1721236		
		Handing	Left	Right
	G804	1721220	1721140	
	G805	1721250	1721150	

Sash - Operating / High Altitude Dual Pane
Note: High Altitude Dual Pane Operating Sash are available. Order by description.

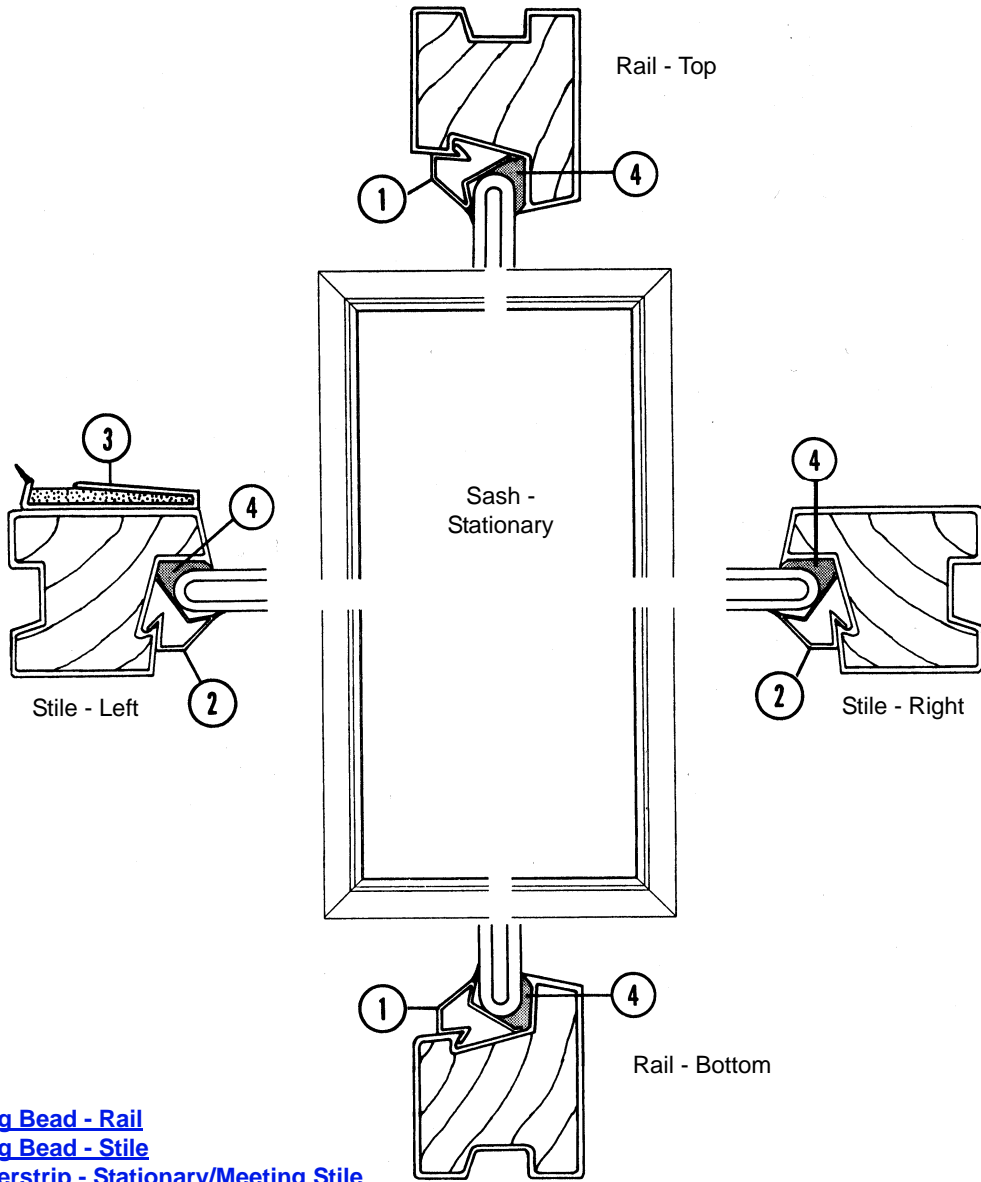
Sash Parts - Operating			
Locking Rod Cover Ref. No. 3 page 6			
	Unit No.	White	
	G3	N/A	
	G36	1723604	
	G4-LH/RH	1723606	
	G5-LH/RH	1723610	

Weatherstrip - Operating / Meeting Stile Ref. No. 4 page 6					
	Note: Weatherstrip is adhered with vinyl-to-vinyl adhesive, sold below.	Unit No.	White		
		G3-L	1760704		
		G36-L	1760708		
			Left	Right	
		G4-LH/RH	1760712	1760716	
		G5-LH/RH	1760720	1760724	
Adhesive - Vinyl-to-Vinyl					
		Size	Clear		
		2 ounce	1357007		
		1 pint	1357012		

Sash

Sash - Stationary

Sash - Stationary



- 1. [Glazing Bead - Rail](#)
- 2. [Glazing Bead - Stile](#)
- 3. [Weatherstrip - Stationary/Meeting Stile](#)
- 4. Silicone or Butyl Glazing

Perma-Shield® Gliding Window Stationary Sash

Perma-Shield® Gliding Windows (1971 to 1992)

Standard Units

Sash

Sash - Stationary / Dual Pane		
	Unit No.	White
	G33-S	1720204
	G336-S	1720208
	G436-S	1720212
	G44-S	1720220
	G536-S	1720216
	G54-S	1720224
	G55-S	1720228
	G64-S	1720232
	G65-S	1720236
	G804-S	1720240
	G805-S	1720250

Sash - Stationary / High Altitude Dual Pane
<p>Note: High Altitude Dual Pane Stationary Sash are available. Order by description.</p>

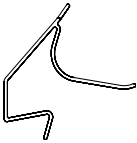
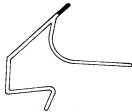
Sash Parts - Stationary

Weatherstrip - Stationary / Meeting Stile Ref. No. 3 page 8			
	Note:	Unit No.	White
	Weatherstrip is adhered with vinyl-to-vinyl adhesive, which is sold separately.	G3	1760604
		G36	1760608
		G4	1760612
		G5	1760616

Adhesive - Vinyl-to-Vinyl		
	Size	Clear
	2 ounce	1357007
	1 pint	1357012

Sash

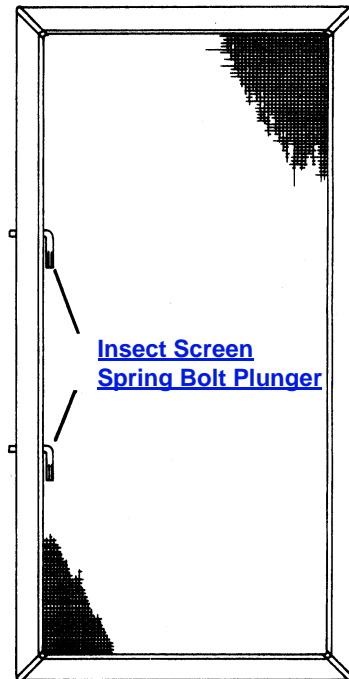
Glazing Beads

Glazing Bead - Dual Pane / Rail (1971 to 1992)				
		Unit No.	Dimensions	White
		G3	14 ²⁹ / ₃₂ " X ³ / ₈ "	1760904
		G4	20 ²⁹ / ₃₂ " X ³ / ₈ "	1760908
		G5	26 ²⁹ / ₃₂ " X ³ / ₈ "	1760912
		G6	32 ²⁹ / ₃₂ " X ³ / ₈ "	1760920
Glazing Bead - Dual Pane / Stile (1971 to 1992)				
		Unit No.	Dimensions	White
		G3	29 ¹⁵ / ₁₆ " X ³ / ₈ "	1761004
		G36	35 ¹⁵ / ₁₆ " X ³ / ₈ "	1761008
		G4	41 ¹⁵ / ₁₆ " X ³ / ₈ "	1761012
		G5	53 ¹⁵ / ₁₆ " X ³ / ₈ "	1761016
Glazing Bead - Dual Strength Weld / Rail (1971 to 1982)				
	Note: Picture windows only.	Unit No.	Dimensions	White
		G6	32 ²⁹ / ₃₂ " X ⁷ / ₁₆ "	N/A
		G8	45 ²⁹ / ₃₂ " X ⁷ / ₁₆ "	
Glazing Bead - Dual Strength Weld / Stile (1971 to 1982)				
	Note: Picture windows only.	Unit No.	Dimensions	White
		G4	41 ¹⁵ / ₁₆ " X ⁷ / ₁₆ "	N/A
		G5	53 ¹⁵ / ₁₆ " X ⁷ / ₁₆ "	

Insect Screens

Insect Screen

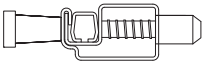
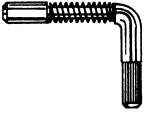

Insect Screen



Perma-Shield® Gliding Window Insect Screen

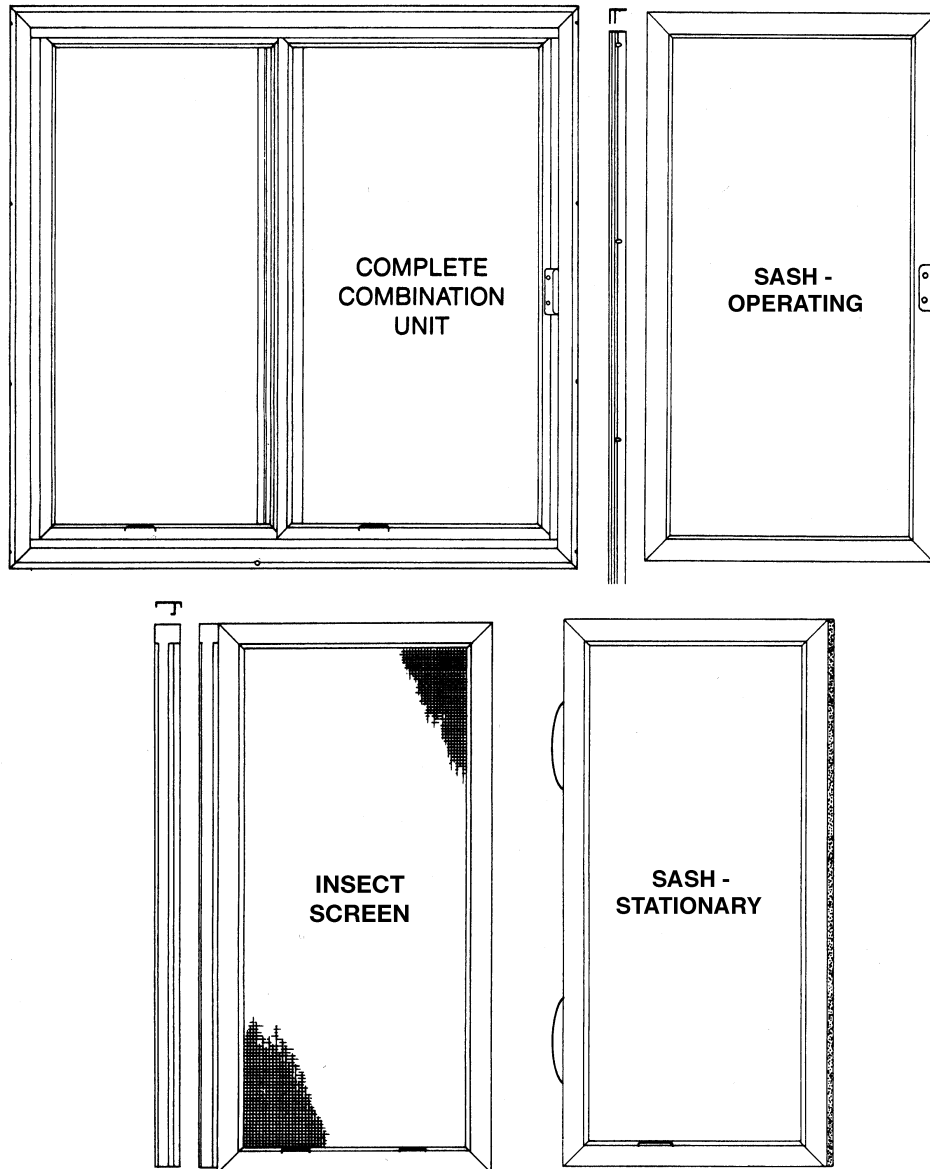
	Unit No.	Dimensions	White
	G33	17 1/8" × 34 1/32"	1703004
	G336	17 1/8" × 40 1/32"	1703008
	G436	23 1/8" × 40 1/32"	1703012
	G44	23 1/8" × 46 1/32"	1703020
	G536	29 1/8" × 40 1/32"	1703016
	G54	29 1/8" × 46 1/32"	1703024
	G55	29 1/8" × 58 1/32"	1703032
	G64	35 1/8" × 46 1/32"	1703028
	G65	35 1/8" × 58 1/32"	1703036
	G805	23 1/8" × 58 1/32"	1703050

Insect Screens

Insect Screen Parts		
Insect Screen Spring Bolt Plunger <i>(1997 to Present)</i>		
 New Style		Order No.
		1760053
Insect Screen Spring Bolt Plunger <i>(Prior to 1997)</i>		
 Old Style		Order No.
		1760052
Insect Screen Strike		
		Order No.
		N/A

Combination Units

Combination Unit Illustration



Perma-Shield® Gliding Combination Window

Unit viewed from interior.

Combination Units

Complete Window - Combination Unit			
Complete Window - Combination Unit			
Unit No.	White	Unit No.	White
G33	1703104	G55	1703128
G336	1703108	G64	1703132
G436	1703112	G65	1703136
G44	1703116	G804	1703140
G536	1703120	G805	1703150
G54	1703124		

Operating Panel - Combination Unit					
Operating Panel - Combination Unit					
Unit No.	Dimensions (w x h)	White	Unit No.	Dimensions (w x h)	White
G33	17 1/8" x 31 17/32"	By description	G55	29 1/8" x 55 17/32"	By description
G336	17 1/8" x 37 17/32"	By description	G64	35 1/8" x 43 17/32"	By description
G436	23 1/8" x 37 17/32"	By description	G65	35 1/8" x 55 17/32"	By description
G44	23 1/8" x 43 17/32"	By description	G804	23 1/8" x 43 17/32"	By description
G536	29 1/8" x 37 17/32"	By description	G805	23 1/8" x 55 17/32"	By description
G54	29 1/8" x 43 17/32"	By description			

Stationary Panel - Combination Unit					
Stationary Panel - Combination Unit					
Unit No.	Dimensions (w x h)	White	Unit No.	Dimensions (w x h)	White
G33	15 1/8" x 31 21/32"	By description	G55	27 1/8" x 55 21/32"	By description
G336	15 1/8" x 37 21/32"	By description	G64	33 1/8" x 43 21/32"	By description
G436	21 1/8" x 37 21/32"	By description	G65	33 1/8" x 55 21/32"	By description
G44	21 1/8" x 43 21/32"	By description	G804	46 1/2" x 43 21/32"	By description
G536	27 1/8" x 37 21/32"	By description	G805	46 1/2" x 55 21/32"	By description
G54	27 1/8" x 43 21/32"	By description			

Insect Screen Set - Combination Unit					
Insect Screen Set - Combination Unit					
Unit No.	Dimensions (w x h)	White	Unit No.	Dimensions (w x h)	White
G33	16 3/16" x 31 21/32"	By description	G55	28 3/16" x 55 21/32"	By description
G336	16 3/16" x 37 21/32"	By description	G64	34 3/16" x 43 21/32"	By description
G436	22 3/16" x 37 21/32"	By description	G65	34 3/16" x 55 21/32"	By description
G44	22 3/16" x 43 21/32"	By description	G804	21 29/32" x 43 21/32"	By description
G536	28 3/16" x 37 21/32"	By description	G805	21 29/32" x 55 21/32"	By description
G54	28 3/16" x 43 21/32"	By description			

Perma-Shield® Gliding Windows (1971 to 1992)

Standard Units


Hardware

Lock Parts

Locking Rod Sets

Note:

Previous vintage sash locks are no longer available. Use current vintage locking rod set and sash lock housing for replacement.



Unit No.	Length	Order No.
G3	16 5/8"	1750004
G36	19 5/8"	1750008
G4	22 5/8"	1750012
G5	28 5/8"	1750016

Locking Rod Spring



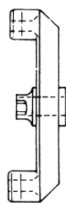
Order No.
1723506

Locking Rod Strike

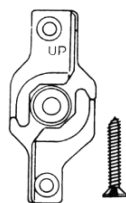


Order No.
N/A

Sash Lock Housing with Screws



Current



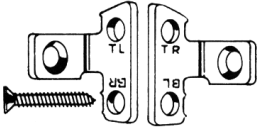
Non-current



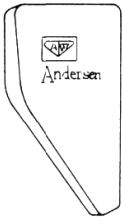
Left	Right
1760004	1760008

Hardware

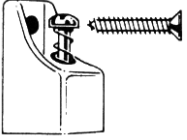
Hardware Parts

Rod Guide with Screws			
		Bottom Left/ Top Right	Bottom Right/ Top Left
		1723502	1723504


Handle Ref. [page 3](#)

		Left	Right
		1760012	1760016

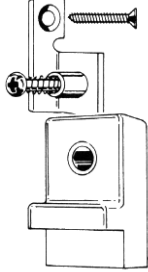
Stationary Sash Bracket - Head and Sill

		Order No.
		1760040

Stationary Panel Threaded Insert Screw

		Order No.
		N/A

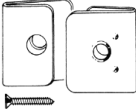
Bumper with Security Bracket and Screw Set


		Order No.
		N/A

Perma-Shield® Gliding Windows (1971 to 1992)

Standard Units

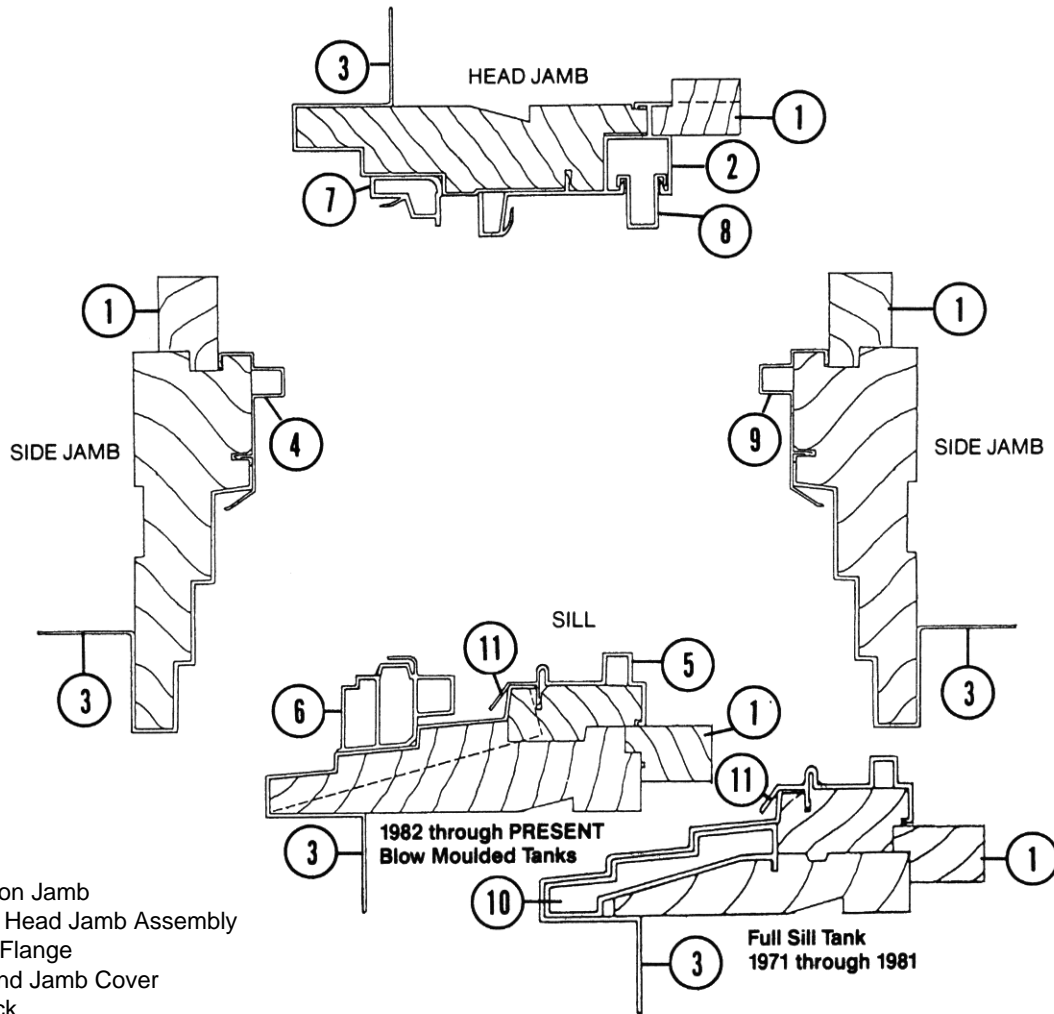
Hardware

Interlock Set with Screws Ref. No. 5 page 6	
	Order No.
	N/A

Bottom Rail Glide Ref. No. 6 page 6	
	Order No.
	1760032

Frames

Complete Frame Assembly



- 1. Extension Jamb
- 2. Cover - Head Jamb Assembly
- 3. Nailing Flange
- 4. Left Hand Jamb Cover
- 5. Sill Track
- 6. Bottom Rail Filler
- 7. Stationary Head Guide
- 8. Stop - Moveable Head
- 9. Right Hand Jamb Cover
- 10. Sill Tank 1971 - 1981
- 11. Weatherstrip

Perma-Shield® Gliding Window Frame Assembly

Perma-Shield® Gliding Windows (1971 to 1992)

Standard Units

Frames

Complete Frames

Complete Frames

Note:

Complete frames are no longer available.

Weatherstrip

Weatherstrip - Sill

	Unit No.	White
	G3	N/A
	G4	
	G5	
	G6	

Weatherstrip - Head

	Unit No.	White
	G3	N/A
	G4	
	G5	
	G6	

Weatherstrip Pad - Sill

	Left	Right
	N/A	

Weatherstrip - Head Insert

		White
	G3	N/A

Frame Parts

Stop - Moveable Head Ref. No. 8 [page 18](#)

	Unit No.	White
	G3	N/A
	G4	
	G5	
	G6	
	G8	

Frames

Cover - Head Jamb Assembly Ref. No. 2 page 18		
	Unit No.	White
	G3	N/A
	G4	
	G5	
	G6	
	G8	

Sill Track Ref. No. 5 page 18		
	Unit No.	White
	G3	N/A
	G4	
	G5	
	G6	
	G8	

Extension Jambs

Extension Jambs

Note:
Vinyl wrapped head and side extension jambs in 4 1/2" and 5 1/4" are not available.